

Shadow light sound generator

Büchner Clint Paul

99947 Bad Langensalza

Bauhaus University Weimar

Fakultät Medien / Faculty of Media
B.F.A. Mediaart / Mediadesign

Interface Design

Werkmodul :
Printed Electronics Inkjet: Button Up!


Caregiver

Master of Fine Arts
Florian Wittig


11. July 2017

Approach

- organic pattern
- generated through nature
- wind and sun, light and shadow, plants and trees, leaves and sticks
- translate the organic visual pattern in a synthetic audio pattern
- use organic data like sun to control a digital process



The Shadow-light-sound-generator

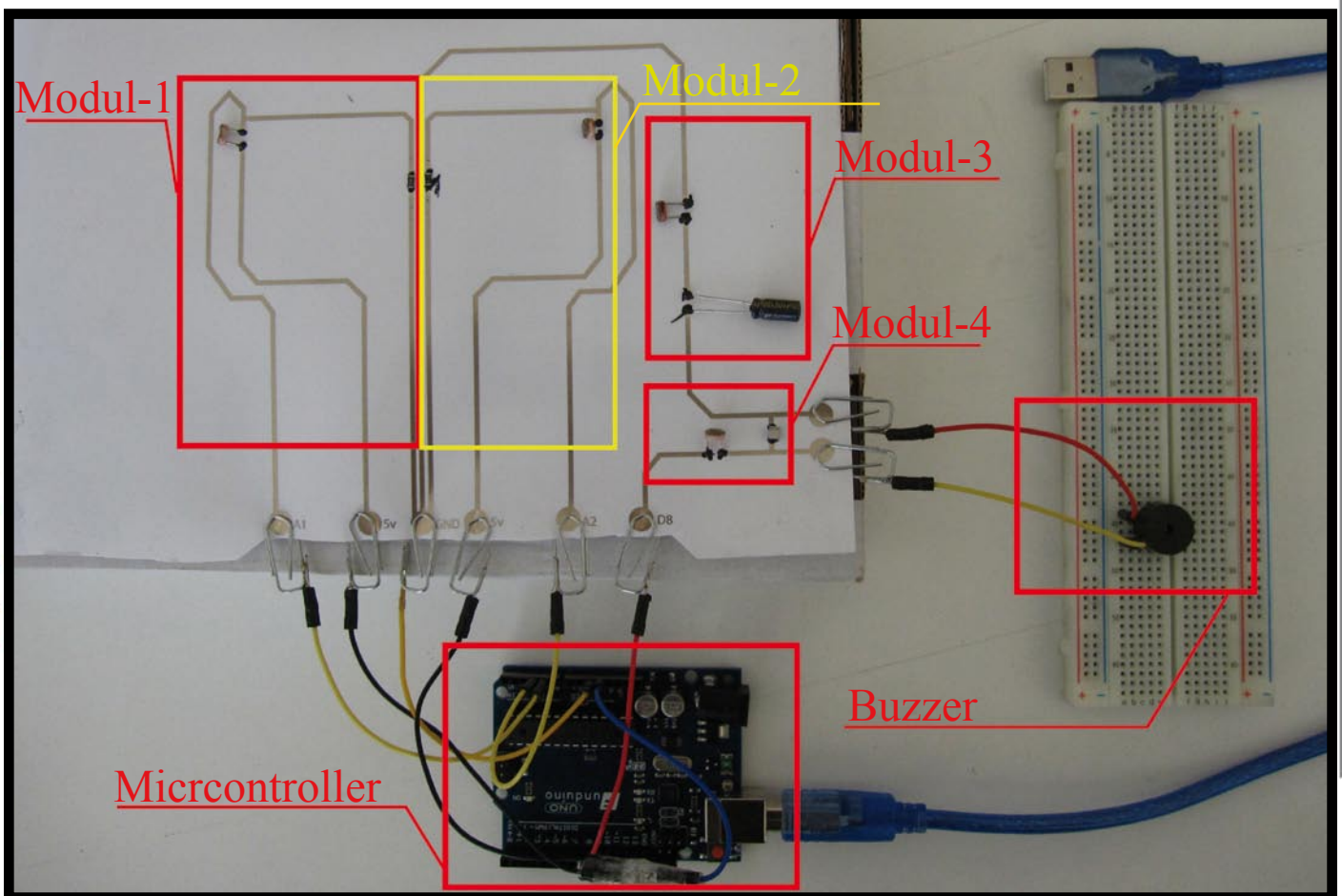


What is this?

- its a printed circuit with electronic components and a microcontroller
- use organic influences to control digital data
- the SLSG can work with sun to change some parameter in sound
- like pitch, volume, frequency of overtone and arpeggiator
- its a instrument for nature like trees, bees or water


Funktion

- the SLSG has 4 moduls to change sound through shadow and light
- modul 1 pitch controll
- modul 2 controll the length of arpeggiator
- modul 3 volume controll
- modul 4 passiv RC-filter, filtering the frequency of overtone



Modu-1 pitch controll


- use a 10kOhm photoresistor and a 10kOhm smd-resistor to genertae a digital data
- the micrcontroller read this data and change the pitch of the sound
- map the digital data (0 -1023 / ca. 10 bits) to the audio-range (0-16k hz)



Modul-2

control the length of arpeggiator


- it works on the same way like the pitch controll
- the data change the length of the arpeggiator
- by very short length (50 ms) till a long length (10000 ms)



Modul-3

volume controll

- this circuit is a 100 μ Farad kondensator and a 10kOhm photoresistor
- the resistance of the photoresistor change the loutness of the sound
- its a pure analog circuit without digital data


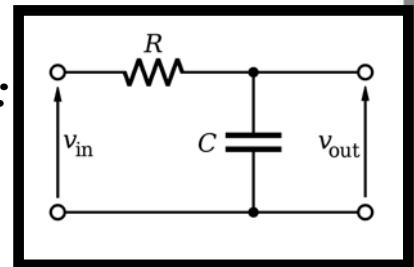


Modul-4

passive RC-filter, filtering the frequency of overtone

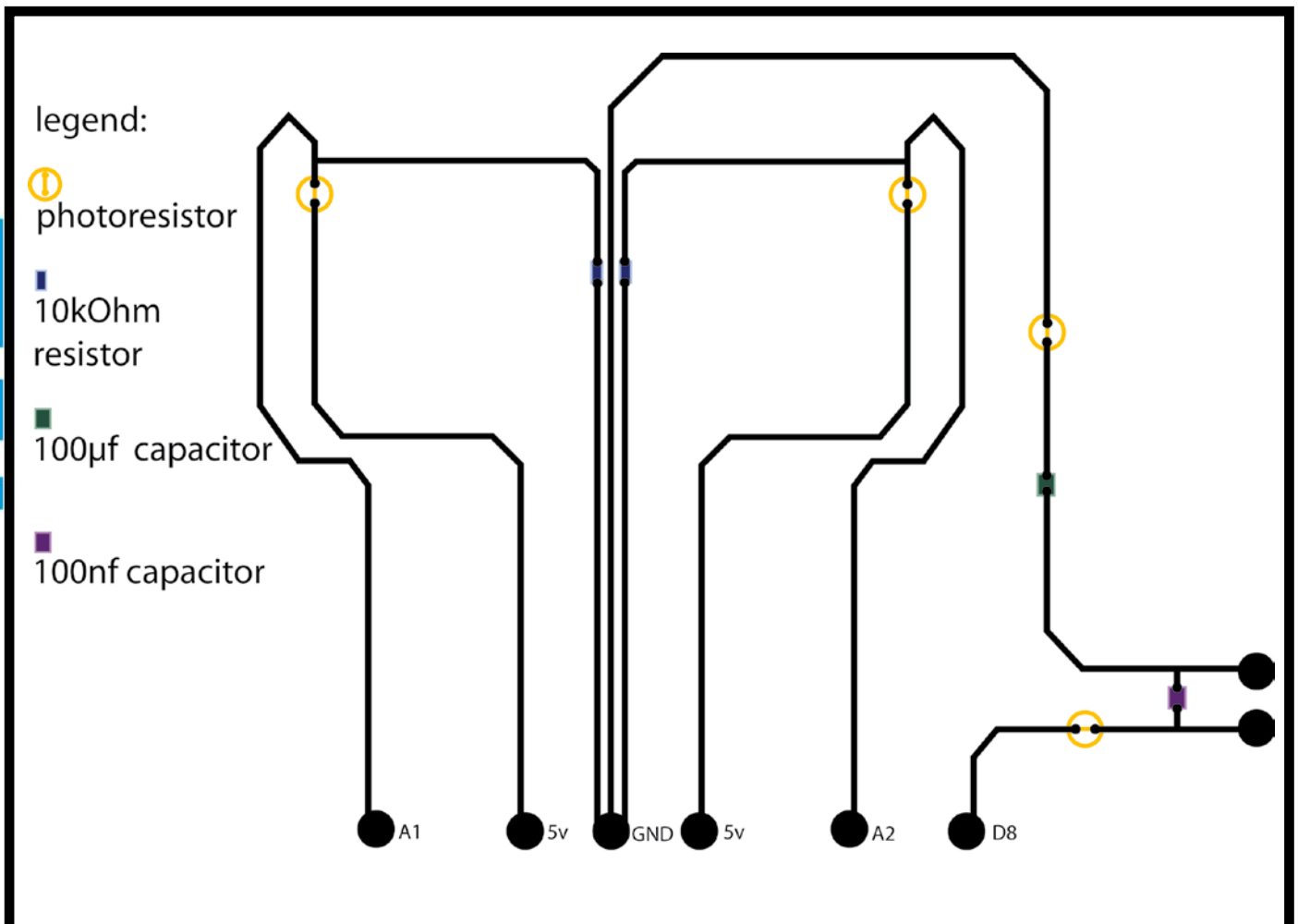
- the RC-filter is an analog passive low-pass filter
- RC stands for „resistor-capacitor“
- he is filtering the low frequency of overtone by changing the light
>>> not the frequency of pitch!!!!!!
- the filter works with a 100n Farad kondensator and a 10kOhm photoresistor

circuit of RC-filter:



Mode of operation

- the SLSG produce sound on-line time
- the modul 1 and 2 interpret the strength of light and controll the microcontroller
- the microcontroller change the sound of the buzzer, frequency of the pitch and the length of the arpeggiator
- modul 3 is changing volume controll in realtime
- modul 4 filtering the frequency of overtone on-line time
- the SLSG generated a dynamic sound play, by triggering through the nature



Resource and table of Contents

- page 1	Heading
- page 2	Approach
- page 3	The Shadow-light-sound-generator
- page 4	Funktion
- page 5	Modu-1 pitch controll
- page 6	Modul-2 controll of the length of arpeggiator
- page 7	Modul-3 volume controll
- page 8	Modul-4 passiv RC-filter
- page 9	Mode of operation
- page 10	Resource and table of Contents

Resource

<https://www.wikipedia.de/>

<https://www.youtube.com/>

<https://www.arduino.cc/>

<http://funduino.de/>

<http://www.analogzoo.com/2015/12/deriving-the-rc-filter-transfer-function/>

<http://guganeshan.com/blog/wp-content/uploads/2010/01/solar-eclipse-2010-pattern-in-shadows-from-a-tree-1.jpg>

<http://guganeshan.com/blog/wp-content/uploads/2010/01/solar-eclipse-2010-pattern-in-shadows-from-a-tree-2.jpg>

<https://pixabay.com/de/palm-palme-blatt-schatten-muster-640900/>

<http://i.imgur.com/NHLMiWh.jpg?1>

http://www.stockboxphoto.com/gallery_software_pro_demo/detail/395-wAbstract;Leaves;Leaf;Trees;Sunlight;Silhouette;Shadow;Season;Seasons;Tennessee;Nature;Colorful;Plant.html

<https://lyndasterling.files.wordpress.com/2016/03/wp-1458815980016.jpg>

Thank You