


Share your Speciality

Introduction.

This application is a sort of **Social Network Service**. Learning and Teaching through Internet. If the user have a speciality, can be a “Guru” in this app. And the user also have a interest, can be a fan of other “Guru”.



feature.

01.

Learn from others

Be a fan of other Gurus. And then learn about your interests!

02.

Share your own Speciality – Make a tutorial

Show your speciality and Make your own archive.

03.

Make a friend with same interest

Give a smiley, and communicate with other users.




1. Learn from others




This is the first page when user turn on the app. Posts from your Gurus will display on this page.

When user touch a home button then can come back this page.




1. Learn from others




After reading or watching tutorials, the user can give “Smiley” for the Guru. And then can leave a comment about their tutorial.

The accumulation of Smiley will be a standard for a “Top10” tap.




1. Learn from others




This is the “Top 10” tap.

It shows the most popular 10 tutorials in this week.


I’ll add a setting icon next to text, then people can see the trend of specific period.



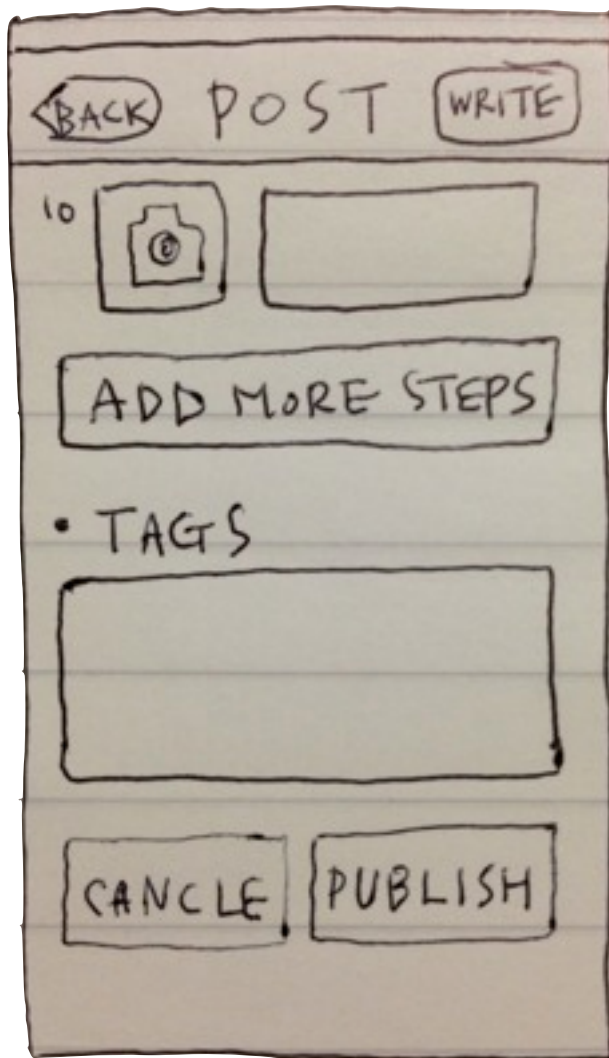
2. Share your Speciality




This is a post writing page.
The App offers a basic template for tutorial then user attach photo for per steps and add some description for step by step.



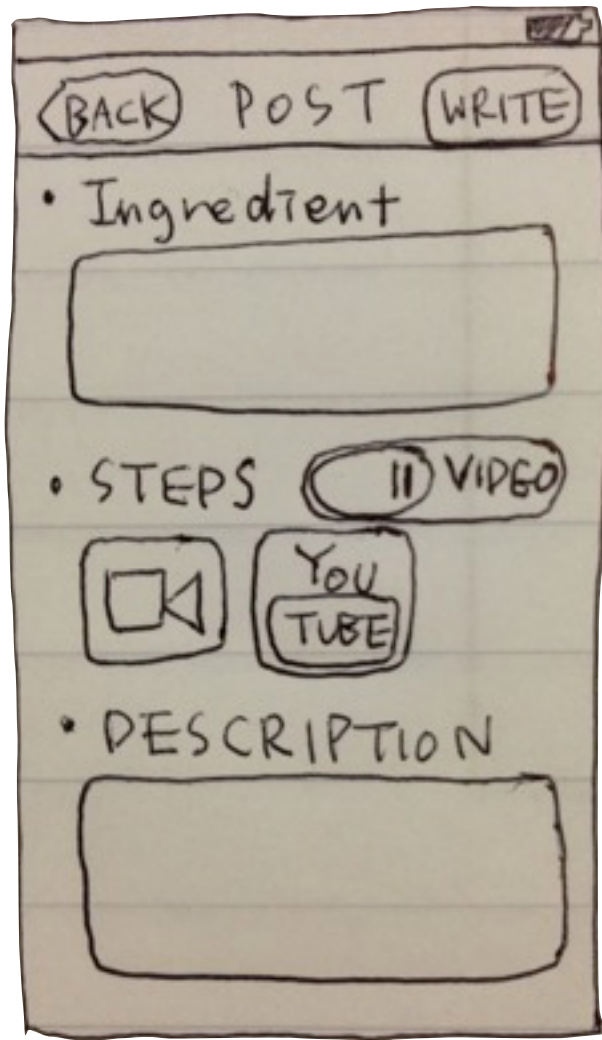
2. Share your Speciality




User can add steps as they want to add. With the 'Add more steps' icon. After complete the tutorials then add tags for searching.




2. Share your Speciality



If user want to show their tutorial with video then they can upload it or use a link from a Youtube or other streaming sites.

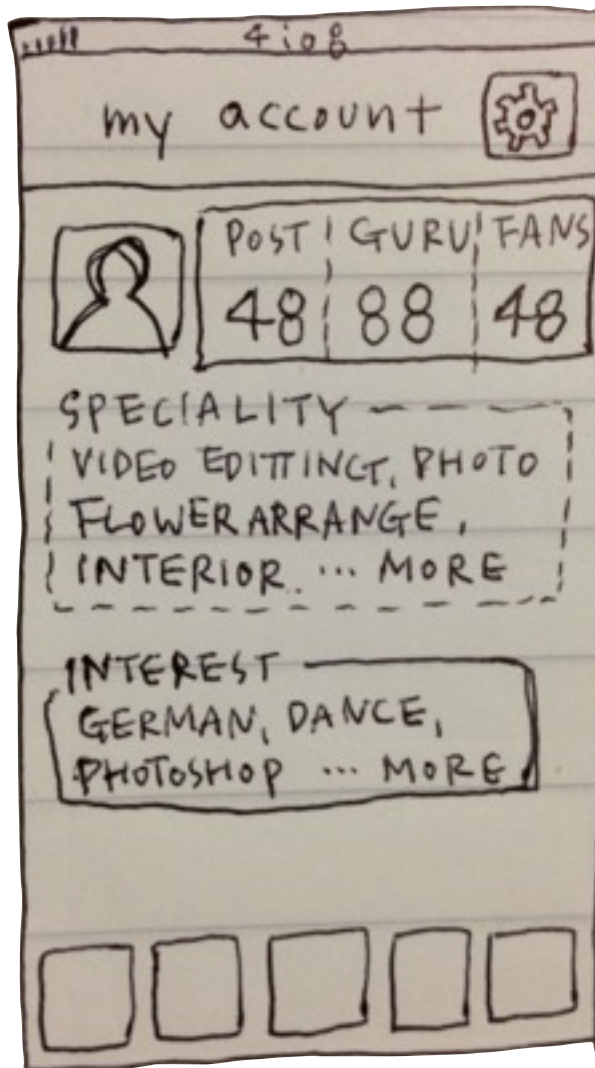


2. Share your Speciality




Other parts are all same. Just make a choice between photo and video.


3. Make a friend



This is a tap for 'My account'.
It shows your Speciality and Interests.
And basic information for your account to show other users.
When user tap the Post/Guru/Fans icon, then can see the whole list of those category.



thank you.



Reference

Presentation Template; <http://hangeul.naver.com/document>

*Skillshare; <http://www.skillshare.com>

