

# Rando



# Summary

1. What is Rando?
2. How does Rando work?
3. Cultural Aspects of this App
4. Contribution
5. Steps to do something with Rando

# What is Rando?



# What is Rando?

- **Rando** is an experimental **photo exchange platform** for people who like photography. A random is an image that is **taken** by you and **sent anonymously** to somebody completely random.

# How does it work?



# How does it work?

- Take a picture
- Rando will deliver your picture
- Receive a picture from stranger
- They show your region
- Send one image, Receive one image



## Rando

Tap to take a rando. It is sent to only one other random user.



## Rando queue

A grey dot indicates that a Rando is being processed, and a red dot indicates that it is ready for collection.



## Delete

Double tap on a rando to access the delete option.



## Mark as inappropriate

Double tap on a rando to access the mark as inappropriate option.



## Sent from


Tap a rando to see where it was sent from.

About

Log out

# Cultural Aspects of Rando

- Get **inspiration** from stranger
- Photography as an playing
- Can see a scene from world




# Contribution

- **Can't select** a picture from **Gallery**  
Have to take a picture at that time
- If the user want to receive a picture,  
have to send(take) a picture



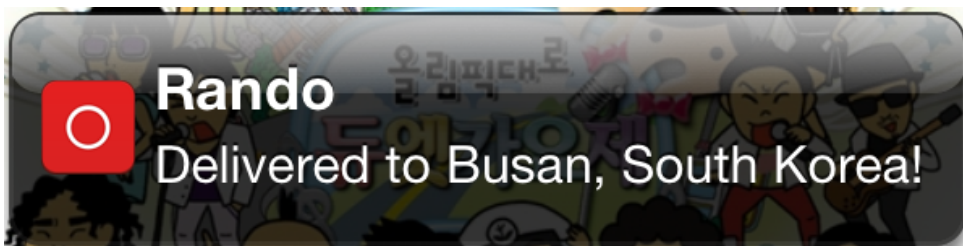
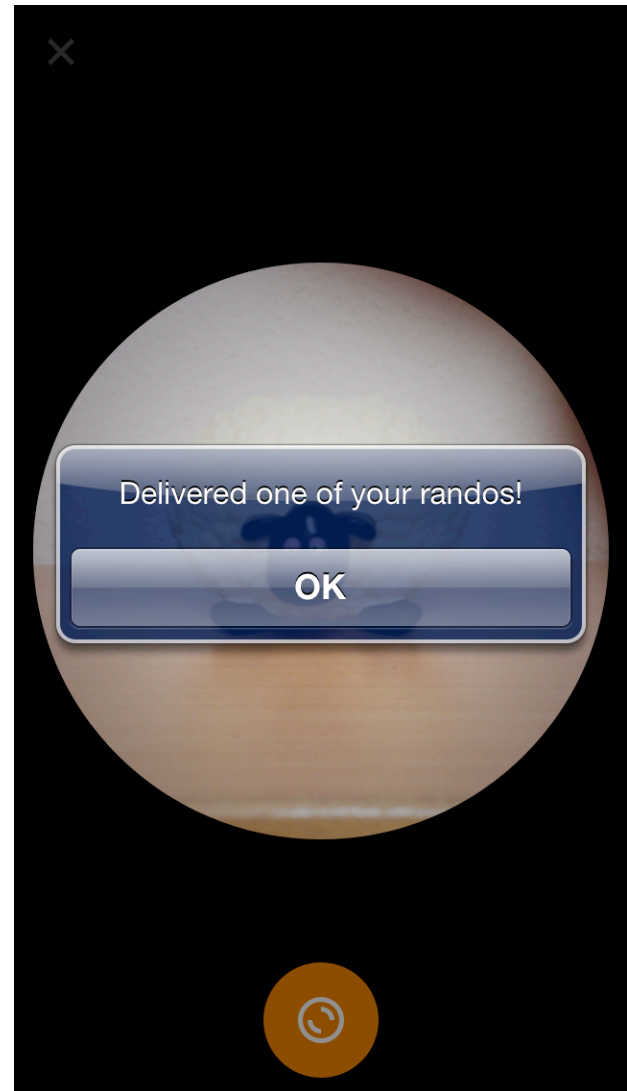
# Steps



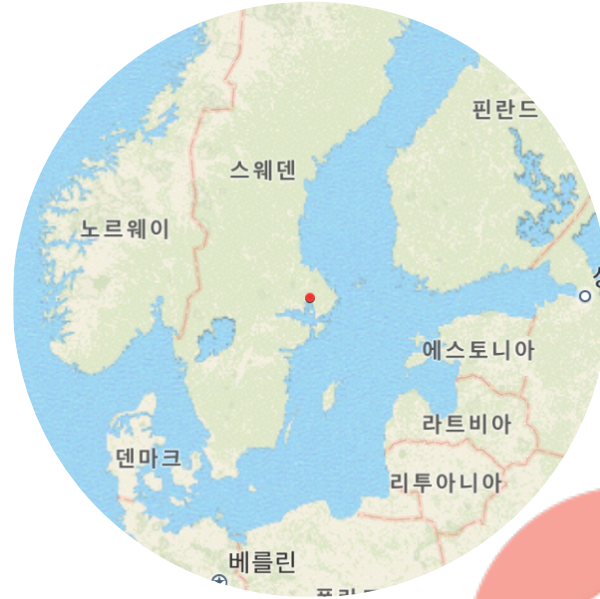
# Steps



# Steps



# Steps



# Mandatory Table

<b>Items</b>	<b>Answer</b>
App's Name + Version	Rando v.1.6
Type (Museum, Guide, Game, etc)	Exchanging Photography Platform
Operational System (OS) (Android, iOS, Windows, Web)	Android, iOS
How the user(s) contribute/collaborate with it?	Take a picture and share it
Free or Paid (and how much)	Free
Where it is Available (URL or market link)	<a href="http://rando.ustwo.se">http://rando.ustwo.se</a>

The End