

# Computer Animation

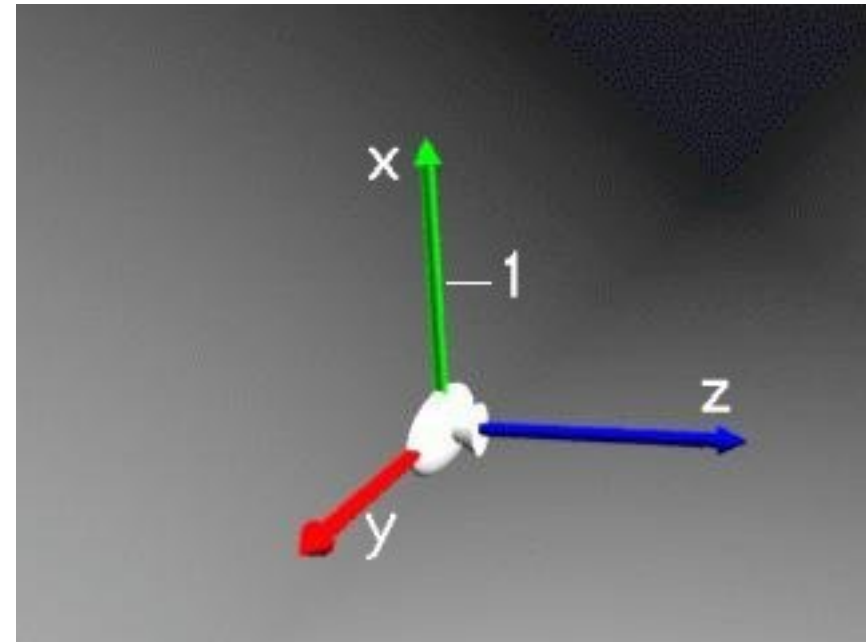
## 2-Basics

### SS 15

Prof. Dr. Charles A. Wüthrich,  
Fakultät Medien, Medieninformatik  
Bauhaus-Universität Weimar  
caw AT medien.uni-weimar.de

# The 3D space

- Remember from CG?
  - We had a 3D space, and
  - Right handed axes, with their units
- Of course one could choose also a left-handed coordinate system
- Further on, remember that one could make coincide the x axis with the x axis of the screen, and the y axis with the UP or DOWN direction of the screen side
- Which one one uses is indifferent, as long as it is consistent throughout



# Transformations

- Remember we had homogenous coordinates, with

$$\begin{aligned} [x \ y \ z] &\mathbb{R} [x \ y \ z \ 1] \\ [a \ b \ c \ d] &\mathbb{R} [a/d \ b/d \ c/d] \end{aligned}$$

- And basic transformations:

- Translations

$$T = \begin{bmatrix} 1 & 0 & 0 & d_x \\ 0 & 1 & 0 & d_y \\ 0 & 0 & 1 & d_z \\ 0 & 0 & 0 & 1 \end{bmatrix}$$

- Scaling

$$S = \begin{bmatrix} s_x & 0 & 0 & 0 \\ 0 & s_y & 0 & 0 \\ 0 & 0 & s_z & 0 \\ 0 & 0 & 0 & 1 \end{bmatrix}$$

# Transformations

– Rotations:

$$R_x(\vartheta) = \begin{bmatrix} 1 & 0 & 0 & 0 \\ 0 & \cos \vartheta & -\sin \vartheta & 0 \\ 0 & \sin \vartheta & \cos \vartheta & 0 \\ 0 & 0 & 0 & 1 \end{bmatrix} \quad R_y(\vartheta) = \begin{bmatrix} \cos \vartheta & 0 & \sin \vartheta & 0 \\ 0 & 1 & 0 & 0 \\ -\sin \vartheta & 0 & \cos \vartheta & 0 \\ 0 & 0 & 0 & 1 \end{bmatrix}$$

$$R_z(\vartheta) = \begin{bmatrix} \cos \vartheta & -\sin \vartheta & 0 & 0 \\ \sin \vartheta & \cos \vartheta & 0 & 0 \\ 0 & 0 & 1 & 0 \\ 0 & 0 & 0 & 1 \end{bmatrix}$$

– In general, we would have:

$$T = \begin{bmatrix} a_{11} & a_{12} & a_{12} & a_{14} \\ a_{21} & a_{22} & a_{23} & a_{24} \\ a_{31} & a_{32} & a_{33} & a_{34} \\ 0 & 0 & 0 & 1 \end{bmatrix}$$

where

rotation	translation
$a_{11}$	$a_{14}$
$a_{12}$	$a_{24}$
$a_{21}$	$a_{34}$
$a_{22}$	
$a_{23}$	
$a_{31}$	
$a_{32}$	
$a_{33}$	
$0$	$1$
$0$	
$0$	

# Multiple transformations

- Advantage of transformation matrices: one can combine them by simply multiplying the corresponding matrices  
$$P' = M_1 P, P'' = M_2 P' \Rightarrow P'' = M_1 M_2 P$$
- This way one can precompute once and for all the transformation matrix and apply it to all points to be transformed
- Note: matrix multiplication is non commutative



# Rotating axes to a desired orientation

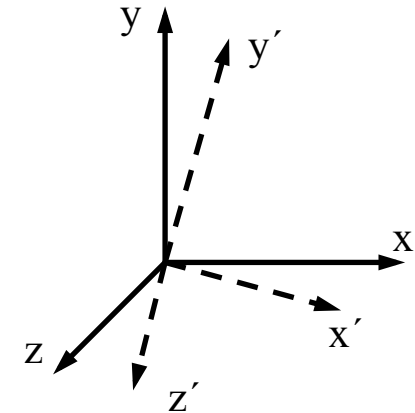
- Problem: Given a coordinate system  $\underline{x} \underline{y} \underline{z}$  rotate it to a desired orientation so it coincides with  $\underline{x}' \underline{y}' \underline{z}'$
- This is easy to solve: one has to find a 3x3 matrix M so that

$$\underline{x}' = M\underline{x}, \underline{y}' = M\underline{y}, \underline{z}' = M\underline{z}$$

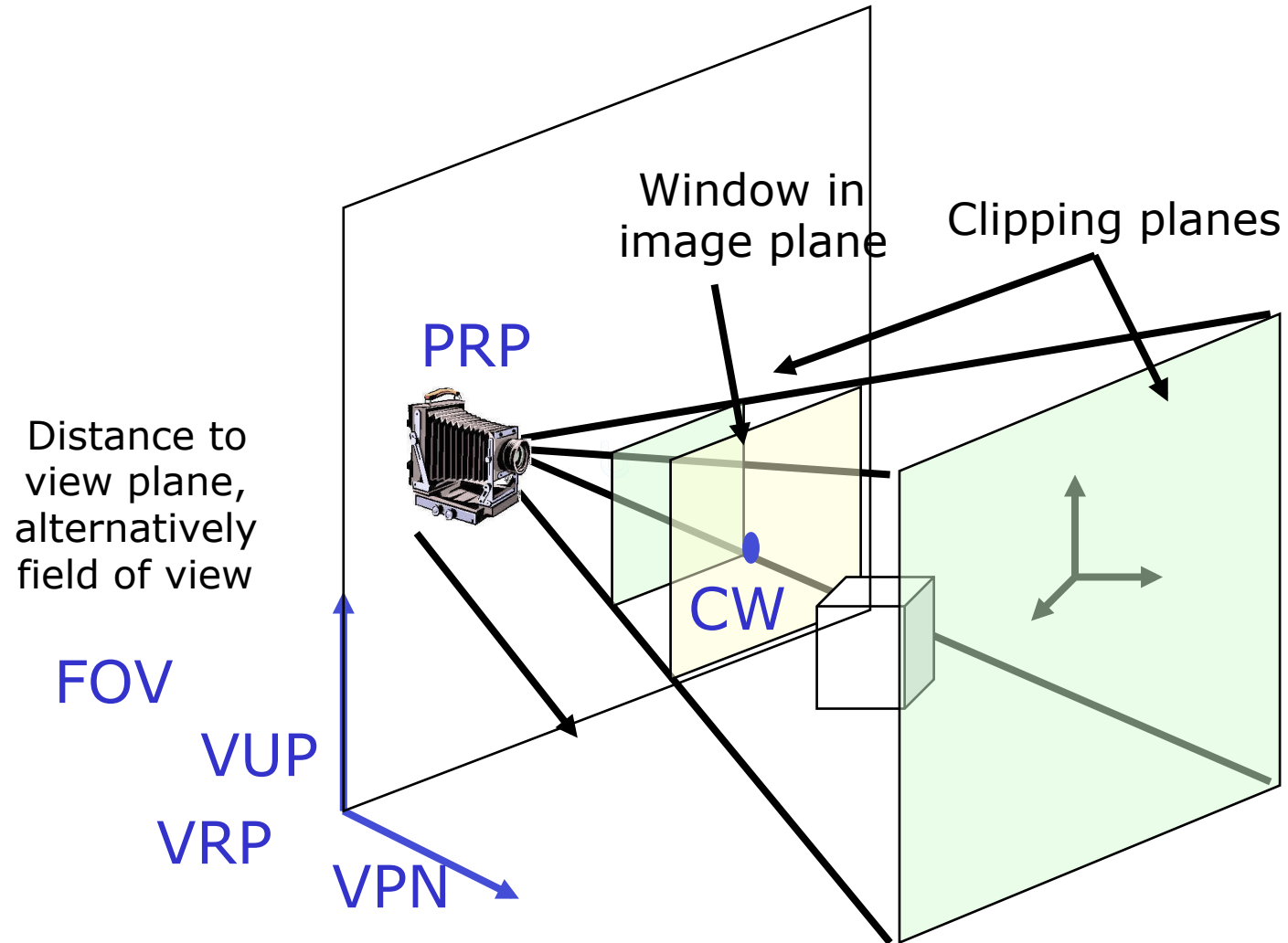
thus  $M = \begin{bmatrix} x'_x & y'_x & z'_x \\ x'_y & y'_y & z'_y \\ x'_z & y'_z & z'_z \end{bmatrix}$ , so  $M = \begin{bmatrix} x'_x & y'_x & z'_x & 0 \\ x'_y & y'_y & z'_y & 0 \\ x'_z & y'_z & z'_z & 0 \\ 0 & 0 & 0 & 1 \end{bmatrix}$

transforms an object in the xyz coords into the coords  $x'y'z'$

- Note:  $x'_x = \text{length of projection of } x' \text{ on } x$



# Camera description



## Perspective projection (to screen)

- The transformation  $P(x,y,z) \rightarrow P_p(x_p,y_p,0)$  is performed by multiplying with the matrix

$$M_{per}: \quad P_p = M_{per}P = \begin{bmatrix} 1 & 0 & 0 & 0 \\ 0 & 1 & 0 & 0 \\ 0 & 0 & 0 & 0 \\ 0 & 0 & -1/d & 1 \end{bmatrix} \cdot \begin{bmatrix} x \\ y \\ z \\ 1 \end{bmatrix} = \begin{bmatrix} x \\ y \\ 0 \\ 1 - z/d \end{bmatrix}$$

=> perspective transforms are 4x4 matrices too



# Representing object orientation

- How do I represent best the position and orientation of a object in space so as to „move“ it in time?
- A transformation matrix

$$T = \begin{array}{c} \text{rotation} \quad \text{translation} \\ \left[ \begin{array}{ccc|c} a_{11} & a_{12} & a_{13} & a_{14} \\ a_{21} & a_{22} & a_{23} & a_{24} \\ a_{31} & a_{32} & a_{33} & a_{34} \\ \hline 0 & 0 & 0 & 1 \end{array} \right] \end{array}$$

will always be the result of the successive application of a 3x3 rotation matrix and of a translation (if the body is rigid)

# Representing object orientation

- Thus, 
$$T = \begin{bmatrix} a_{11} & a_{12} & a_{13} & 0 \\ a_{21} & a_{22} & a_{23} & 0 \\ a_{31} & a_{32} & a_{33} & 0 \\ 0 & 0 & 0 & 1 \end{bmatrix} \begin{bmatrix} 1 & 0 & 0 & b_{14} \\ 0 & 1 & 0 & b_{24} \\ 0 & 0 & 1 & b_{34} \\ 0 & 0 & 0 & 1 \end{bmatrix}$$

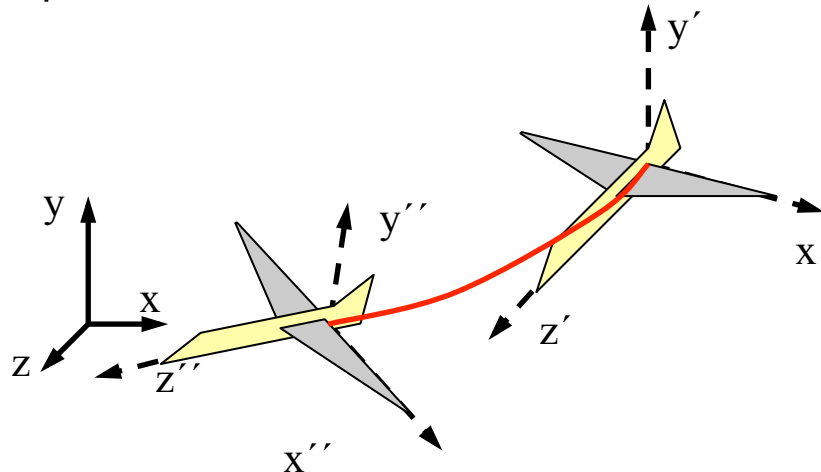
where

$$b_1 = \frac{a_{14}}{a_{11}a_{14} + a_{12}a_{24} + a_{13}a_{34}}$$
$$b_2 = \frac{a_{24}}{a_{21}a_{14} + a_{22}a_{24} + a_{23}a_{34}}$$
$$b_3 = \frac{a_{34}}{a_{31}a_{14} + a_{32}a_{24} + a_{33}a_{34}}$$

which means, one can consider the rotation separate from the translation to compute and animation

# Representing object orientation

- Suppose that I defined two key positions of a rigid body, and that I want to compute the equal steps between the two positions to compute the animation (each key position been defined by a Rotation-translation pair)
- For the translation part, it seems to be easy to interpolate between the positions.... but the rotation?
- Direct interpolation does not work, because the resulting interpolation matrices will not be normalized....
- But there ARE alternative methods to do this:
  - Fixed angle
  - Euler angle
  - Axis angle
  - Quaternions

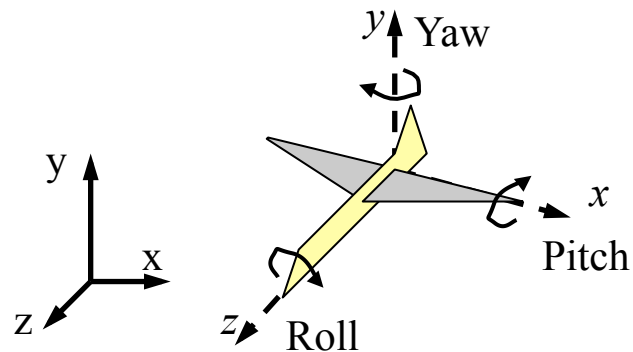


# Fixed angle representation

- Angles used to rotate around fixed axes
- One can rotate first around one main axis, then the second and then the third
- As long as one keeps always the same order, one should be fine
- But, if you apply consequently those, the second rotation will influence back the first rotation
- This effect is called *gimbal lock*
- The same problem makes interpolation between key positions a problem sometimes
- The resulting rotations will make the object swing out of the desired rotating plane

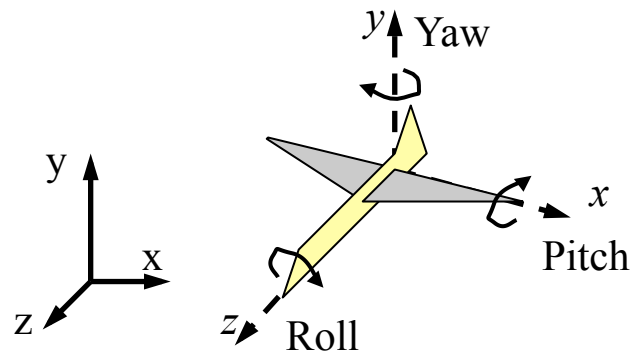
# Euler angle representation

- Here the axes of rotation are on the local coordinate system of the object
- Also here, the order of the rotations is indifferent
- In fact, this method is very similar to fixed axes, and has same advantages and disadvantages
- Euler's rotation theorem: any orientation can be derived from another by ONE rotation around a particular axis



# Euler angle representation

- Thus, given an object, any orientation can be represented with
  - An angle
  - An axis, i.e. a vector
- This can be used by using vector variations and angle intervals for computing the interpolation function
- Reasoning on vector interpolation and axis interpolation is much easier



# On numbers, and rings

- Which are the characteristics of a number set?
- Numbers are a set  $X$ 
  - They have one operation defined in them, called sum (+)
  - The sum is such that it associates to two numbers of a set a third number of the set
  - The sum is commutative: for each  $a, b$  in  $X$ ,  $a+b = b+a$
  - The sum is such that there exists a unit, called 0, such that for each number  $a$  in  $X$ ,  $a+0=a$
  - The sum is such that for each number  $a$  in  $X$ , there exists an inverse number ( $-a$ ) such that  $a + (-a)=0$
  - This makes  $X$  a *group*

# On numbers, and rings

- Additionally, a second operation called *multiplication* ( $*$ ) is defined
  - The multiplication is such that it associates to two numbers of a set a third number of the set
  - The multiplication is not always commutative: for each  $a, b$  in  $X$ ,  $a+b$  and  $b+a$  can be different
  - The multiplication is such that there exists a unit, called 1, such that for each number  $a$  in  $X$ ,  $a*1=1*a=a$
  - The multiplication is such that for each number  $a$  in  $X$ , there exists an inverse number ( $a^{-1}$ ) such that  $a * a^{-1}=a^{-1}*a=1$
  - This makes  $X$  a *ring*





# Examples

- The set of real numbers
- The set of matrices  $M(N,N)$  of size  $N \times N$

U

# Quaternions

- This is the better approach to do interpolation of intermediate orientations when the object has 3 DOF
- A *quaternion* is a 4-tuple of real numbers  $[a, b, c, d]$ .
- Equivalently, it is a pair  $[s, \underline{v}]$  of a scalar  $s$  and a 3D vector  $\underline{v}$ .
- More, it can be defined as  $w + xi + yj + zk$  (where  $i^2 = j^2 = k^2 = -1$  and  $ij = k = -ji$  with real  $w, x, y, z$ )
- On quaternions one defines two operations:
  - Addition:
$$[s_1, \underline{v}_1] + [s_2, \underline{v}_2] = [s_1 + s_2, \underline{v}_1 + \underline{v}_2]$$
  - Multiplication:
$$[s_1, \underline{v}_1] \cdot [s_2, \underline{v}_2] = [s_1 \cdot s_2 - \underline{v}_1 \cdot \underline{v}_2, s_1 \cdot \underline{v}_2 + s_2 \cdot \underline{v}_1 + \underline{v}_1 \times \underline{v}_2]$$
  - Note that multiplication is associative, but NOT commutative  $\Rightarrow q_1 q_2 \neq q_2 q_1$

# Quaternions: definitions

- Units:
  - Additive:  $[0, \underline{0}]$
  - Multiplicative:  $[1, \underline{0}] = [1, 0, 0, 0]$
- Let  $\underline{v} = [x, y, z]$ .  
Inverse:
  - $q^{-1} = [s, \underline{v}]^{-1} = (1/\|q\|)^2 \cdot [s, -\underline{v}]$ ,  
where  
 $\|q\| = (s^2 + \|\underline{v}\|)^{1/2}$
- Obviously,  $qq^{-1} = [1, 0, 0, 0]$
- A point in 3D space can be also represented as the quaternion  $[0, \underline{v}]$ .
  - or, alternatively, a vector from the origin
- Property:  
 $[0, \underline{v}_1] \cdot [0, \underline{v}_2] = [0, \underline{v}_1 \times \underline{v}_2]$  iff  $\underline{v}_1 \times \underline{v}_2 = 0$
- *Def:* Unit-length quaternion is a quaternion  $q$  such that  $\|q\| = 1$ .
- Obviously  $\forall q, q/\|q\|$  is a unit length quaternion

# Rotating vectors through quaternions

- Consider a vector  $[0, \underline{v}]$ , and consider a quaternion  $q$ :
  - The rotated vector  $v'$  of  $v$  through the quaternion  $q$  is the vector
$$v' = \text{Rot}_q(v) = q \cdot v \cdot q^{-1}$$
  - A sequence of rotations can be chained:
$$\begin{aligned} \text{Rot}_p(\text{Rot}_q(v)) &= q(p \cdot v \cdot p^{-1}) \cdot q^{-1} \\ &= (q \cdot p) \cdot v \cdot (p^{-1} \cdot q)^{-1} = \text{Rot}_{pq}(v) \end{aligned}$$
  - Note that:
$$\text{Rot}^{-1}(\text{Rot}(v)) = v$$

# Why is it called rotation?

- The quaternion form of a rotation encodes axis-angle information.
  - Let  $q=[\theta,x,y,z]$  be a unit length quaternion.
  - The following equation shows the unit representation of a rotation of an angle  $\theta$  about the axis of rotation  $\underline{v}=(x,y,z)$
- $q = \text{Rot}_{[\theta,(x,y,z)]} =$   
 $[\cos(\theta/2), \sin(\theta/2) \cdot (x,y,z)] =$   
 $[\cos(\theta/2), \sin(\theta/2) \cdot \underline{v}] =$
- Converting from angle and axis notation to quaternion notation involves therefore two trigonometric operations, as well as several multiplies and divisions.
  - Notice that a quaternion and its negation  $[-s, -\underline{v}]$  produce the same rotation (to prove it, simply write the formula here on the left for  $-q$  and you will see that the negative terms will disappear)

# From Euler angles to quaternions

- Converting Euler angles into quaternions is a similar process
  - just have to be careful that operations are performed in correct order.
  - For example, let's say that a plane in a flight simulator first performs a yaw, then a pitch, and finally a roll.
  - One can represent this combined quaternion rotation as  $q = q_{\text{yaw}} q_{\text{pitch}} q_{\text{roll}}$  where:
- The order in which the multiplications are done is important.
  - Quaternion multiplication is not commutative (due to the vector cross product that's involved).
  - In other words, changing the order in which you rotate an object around various axes can produce different resulting orientations, and therefore, the order is important.

$$q_{\text{roll}} = [\cos(y/2), (\sin(y/2), 0, 0)]$$

$$q_{\text{pitch}} = [\cos(q/2), (0, \sin(q/2), 0)]$$

$$q_{\text{yaw}} = [\cos(f/2), (0, 0, \sin(f/2))]$$

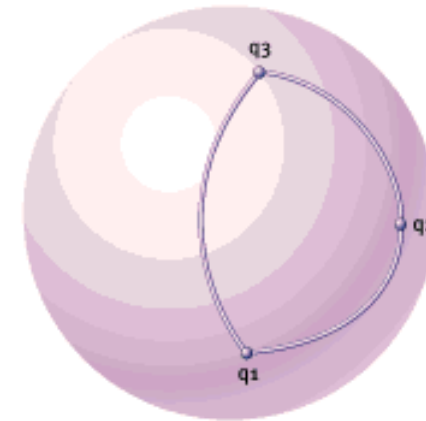
# From quaternions to a rotation matrix

- Converting from a rotation matrix to a quaternion representation is a bit more difficult
  - Conversion between a unit quaternion and a rotation matrix can be specified as
- U
- It's very difficult to specify a rotation directly using quaternions. It's best to store your character's or object's orientation as a Euler angle and convert it to quaternions before you start interpolating.
  - It's much easier to increment rotation around an angle, after getting the user's input, using Euler angles (that is, roll = roll + 1), than to directly recalculate a quaternion.
  - If the quaternions are not unit quaternions, additional multiplications and a division are required in the computation.

$$R_m = \begin{bmatrix} 1 - 2y^2 - 2x^2 & 2xy + 2wz & 2xz - 2wy \\ 2xy - 2wz & 1 - 2x^2 - 2z^2 & 2yz - wx \\ 2xz + 2wy & 2yz - 2wx & 1 - 2x^2 - 2y^2 \end{bmatrix}$$

# From quaternions to a rotation matrix

- One of the most useful aspects of quaternions is the fact that it's easy to interpolate between two quaternion orientations and achieve smooth animation.
- To demonstrate why this is so, let's look at an example using spherical rotations.
- Spherical quaternion interpolations follow the shortest path (arc) on a four-dimensional, unit quaternion sphere.
- Since 4D spheres are difficult to imagine, we'll use a 3D sphere to visualize quaternion rotations and interpolations.



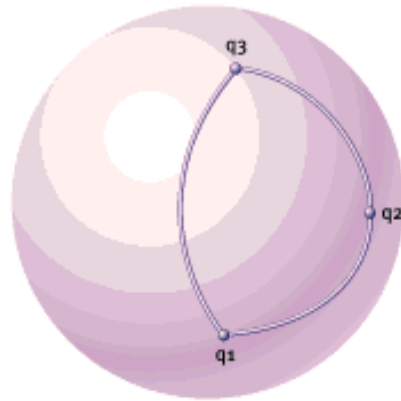
Courtesy  
<http://www.gamasutra.com>

- Let's assume that the initial orientation of a vector emanating from the center of the sphere can be represented by  $q_1$  and the final orientation of the vector is  $q_3$ .



# From quaternions to a rotation matrix

Courtesy  
<http://www.gamasutra.com>



- The figure shows that if we have an intermediate position  $q_2$ , the interpolation from  $q_1 \rightarrow q_2 \rightarrow q_3$  will not necessarily follow the same path as the  $q_1 \rightarrow q_3$  interpolation.

- The initial and final orientations are the same, but the arcs are not.
- Quaternions simplify the calculations required when compositing rotations. For example, if you have two or more orientations represented as matrices, it is easy to combine them by multiplying two intermediate rotations.

$$R = R_2 R_1$$

- Note:  $R_2 R_1$  means rotation  $R_1$  followed by a rotation  $R_2$

# End

---



Copyright (c) 1988 ILM

+++ Ende - The end - Finis - Fin - Fine +++ Ende - The end - Finis - Fin - Fine +++